

Rhythm & Rhyme

Unit 1 – Lesson 1: Rap Rhythms

Musical Elements:

Beat, rhythm, melody, form, style

Objectives:

Students learn rhythm patterns to accompany a 'rapped' song.

Students are introduced to the rhythm pattern:



Activities:

Listening, singing, moving, body percussion, reading

Useful vocab:

Rap, hip hop, refrain, beatboxing, accent, intro, outro, ti-ti fikka ka ti-ti taa

You will need:

CD 1; DVD;
Chart No. 1,
Chart No. 2



TEACHER BACKGROUND: Rap and hip hop

The expression 'rapping' has been used since the 18th century to describe rapid word delivery. It was popularly used by black America in the 1960's for general speech or discussion and more recently to describe spoken, rhyming lyrics, delivered to a rhythm. Hip hop culture includes *rapping*, *Djing*, *sampling*, *scratching* and *beatboxing*. Hip hop began in the Bronx of New York City in the 1970's among African and Jamaican Americans. Rappers may memorise their lyrics or improvise spontaneously (*freestyling*).

More information and some useful links can be found on the *Music Room* page of the website www.bushfirepress.com

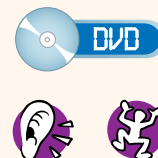


TUNING IN

Hip hop moves

Class watches the DVD selection *Hip Hop Crew*.

Class watches the DVD selection *Hip Hop Moves*, echoing the moves they see.



NOTE: Additional hip hop moves and sequences can be seen on the DVD selection *Freestyling*.

RAP RHYTHMS

Puttin' It Out There


by Rob Fairbairn, Mark Leehy & Kevin O'Mara



CD 1: TRACK 01

CD 1: TRACK 02

Refrain:



NOTE: For full lyrics, see Chart No. 1.

Students learn the song.

They can perform it in 2 groups:

Group 1: verses & choruses

Group 2: refrain


All join in with the underlined lyrics

Swap.

Rap rhythms

Class watches the DVD selection *Rap Rhythms*, in which they will see demonstrations of the Chart No. 2 rhythms and beatboxing.

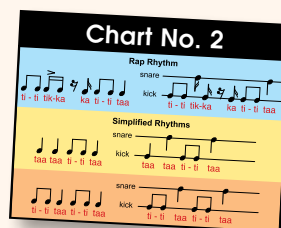
The lyrics to this song are rapped (spoken) over this rhythm:



HINT: This symbol > means that the beat is **accented** (played louder).



Students try performing the different rhythms on Chart No. 2 to the song, using body percussion and/or beatboxing.



Putting it together

Class arranges and performs the song.

In their arrangement, they can include rappers, beatboxers, body & untuned percussion, movement.

Thinkabout Talkabout

Teacher provides an opportunity for class to discuss what they know about rap and hip hop music & artists.

RESEARCH TASK

Students can bring some music or pictures/posters of hip hop artists from home or can visit websites (see the *Music Room* page of our website www.bushfirepress.com for useful sites) to find the name of a hip hop artist or to research the origins of rap and hip hop. They may be able to download free samples.



CD 1: TRACK 01



Music Room Book 7 Chart No. 2

Rap Rhythm



ti - ti tik-ka ka ti - ti taa

snare



kick



ti - ti tik-ka ka ti - ti taa

Simplified Rhythms



taa taa ti - ti taa

snare



kick

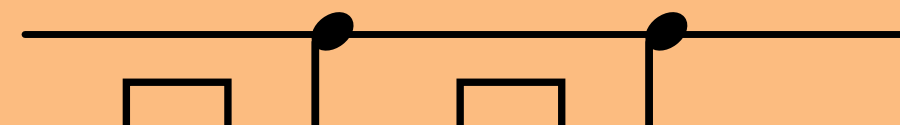


taa taa ti - ti taa




ti - ti taa ti - ti taa

snare



kick



ti - ti taa ti - ti taa

Music Room Book 7 Chart No. 1

Puttin' It Out There

Instrumental intro

Too many **towers** and not enough **trees**
Too many **flowers** and not enough **bees**
Too many **ceilings** and not enough **sky**
Too many **pieces** and not enough **pie**

Chorus

Just puttin' it out there
Speakin' my mind
Yeh – puttin' it out there
Rhythm and rhyme

Refrain

Too much and not enough (4 times)

Too much **homework** not enough **funtime**
Too much **TV** and not enough **sunshine**
Too much **happenin'** not enough **chilltime**
I wanna do what I want in my own time

Chorus

Refrain

Too many **dogs** and not enough **cats**
Too many **heads** and not enough **hats**
Too much **walkin'** and not enough **climbin'**
Too much **talkin'** and not enough **ryhmin'**

Chorus

Chorus + Refrain

Instrumental outro



© 2010 Rob Fairbairn, Mark Leehy, Kevin O'Mara, Bushfire Press Pty Ltd. Reprinted by permission.